

SonoCure II

Accessories

Handpiece Kit



Chip and chip cover is optional.

Stelirization Case

SC Wagon

Disposable Tubing Set



Disposable Canister



Filter Tube set





Foot Switch




Tip Lineup


For Soft tissue

Soft Tissue Tip	P/N: CS1								
	<table border="1"> <tr><td>Dia.</td><td>1.9mm</td></tr> <tr><td>Length</td><td>114.5mm</td></tr> <tr><td>Vibration type</td><td>longitudinal</td></tr> <tr><td>Suction port</td><td>YES</td></tr> </table>	Dia.	1.9mm	Length	114.5mm	Vibration type	longitudinal	Suction port	YES
Dia.	1.9mm								
Length	114.5mm								
Vibration type	longitudinal								
Suction port	YES								
Cholecystectomy, Synechiotomy, Tumor removal...									


Large Soft Tissue Tip	P/N: CS2								
	<table border="1"> <tr><td>Dia.</td><td>2.9mm</td></tr> <tr><td>Length</td><td>112mm</td></tr> <tr><td>Vibration type</td><td>longitudinal</td></tr> <tr><td>Suction port</td><td>YES</td></tr> </table>	Dia.	2.9mm	Length	112mm	Vibration type	longitudinal	Suction port	YES
Dia.	2.9mm								
Length	112mm								
Vibration type	longitudinal								
Suction port	YES								
Cholecystectomy, Synechiotomy, Tumor removal...									


Spatula Tip	P/N: CS3								
	<table border="1"> <tr><td>Dia.</td><td>5mm</td></tr> <tr><td>Length</td><td>101mm</td></tr> <tr><td>Vibration type</td><td>longitudinal</td></tr> <tr><td>Suction port</td><td>YES</td></tr> </table>	Dia.	5mm	Length	101mm	Vibration type	longitudinal	Suction port	YES
Dia.	5mm								
Length	101mm								
Vibration type	longitudinal								
Suction port	YES								
Cholecystectomy, Synechiotomy, Tumor removal...									


For Hard tissue


Bone Tip	P/N: CH1								
	<table border="1"> <tr><td>Dia.</td><td>2mm</td></tr> <tr><td>Length</td><td>119mm</td></tr> <tr><td>Vibration type</td><td>LT</td></tr> <tr><td>Suction port</td><td>YES</td></tr> </table>	Dia.	2mm	Length	119mm	Vibration type	LT	Suction port	YES
Dia.	2mm								
Length	119mm								
Vibration type	LT								
Suction port	YES								
Hernia laminectomy, Nasal bone removal...									

For Hard tissue

Large Bone Tip	P/N: CH2								
	<table border="1"> <tr><td>Dia.</td><td>3.5mm</td></tr> <tr><td>Length</td><td>116mm</td></tr> <tr><td>Vibration type</td><td>LT</td></tr> <tr><td>Suction port</td><td>YES</td></tr> </table>	Dia.	3.5mm	Length	116mm	Vibration type	LT	Suction port	YES
Dia.	3.5mm								
Length	116mm								
Vibration type	LT								
Suction port	YES								
Hernia laminectomy, Nasal bone removal...									

Saw Tip	P/N: CH3								
	<table border="1"> <tr><td>Dia.</td><td>0.8mm</td></tr> <tr><td>Length</td><td>114.5mm</td></tr> <tr><td>Vibration type</td><td>LT</td></tr> <tr><td>Suction port</td><td>NO</td></tr> </table>	Dia.	0.8mm	Length	114.5mm	Vibration type	LT	Suction port	NO
Dia.	0.8mm								
Length	114.5mm								
Vibration type	LT								
Suction port	NO								
Craniotomy, bone plasty...									

Fook Tip	P/N: CH4								
	<table border="1"> <tr><td>Dia.</td><td>1.7mm</td></tr> <tr><td>Length</td><td>124.0mm</td></tr> <tr><td>Vibration type</td><td>longitudinal</td></tr> <tr><td>Suction port</td><td>YES</td></tr> </table>	Dia.	1.7mm	Length	124.0mm	Vibration type	longitudinal	Suction port	YES
Dia.	1.7mm								
Length	124.0mm								
Vibration type	longitudinal								
Suction port	YES								
Ventral slot, Hemilaminectomy, Skull Resection...									

Chisel Tip	P/N: CH5								
	<table border="1"> <tr><td>Dia.</td><td>2.6mm</td></tr> <tr><td>Length</td><td>106mm</td></tr> <tr><td>Vibration type</td><td>longitudinal</td></tr> <tr><td>Suction port</td><td>YES</td></tr> </table>	Dia.	2.6mm	Length	106mm	Vibration type	longitudinal	Suction port	YES
Dia.	2.6mm								
Length	106mm								
Vibration type	longitudinal								
Suction port	YES								
Vertebral resection, Skull resection, Can be applied to cement removal...									

Specifications

- Ultrasonic output power: Method for oscillation/ electrostrictive vibration, rated oscillatory frequency/ 25 kHz, rated output/ 100 W
- Irrigation (water supply): Rated flow rate/ 30 ml/min
- Suction (aspiration): Rated pressure/ 65 kPa
- Electrical rating: Power supply voltage/ 100-240 V AC, power supply frequency/ 50/60 Hz, power supply input/ 300 VA
- Dimension and weight: Main unit/ W 310 x D 395 x H 185 mm, 12 kg



A New Approach to Veterinary Medicine Enabled by Advanced Technologies



veterinary ultrasonic surgical device

SonoCure II



Tokyo Iken Co., Ltd.

Sales Department :
2-27-2 Yushima Bunkyo-Ku, Tokyo 113-0034 Japan Phone +81-3-5807-3011 FAX +81-3-5807-3012
Head Quarters :
1131-1 Higashi Naganuma, Inagi, Tokyo 206-0802 Japan Phone +81-42-378-6630 FAX +81-42-378-6614

Combination of the Most Advanced Technologies Makes Tough Surgery Safer and Less Invasive

With the increased aging of pets and changes in living conditions, animal diseases have become more varied. Surgery for animals requires expert technologies even more. "Sono Cure II", the first ultrasonic surgical device exclusively for veterinary use in Japan, is a new approach in the field of animal surgery. Since not only crushing, emulsification, and aspiration of tissues but also highly developed technologies including bone cutting can be performed safely and in a minimally invasive way, this substantially mitigates the intraoperative stress of veterinarians and the physical damage of affected animals.

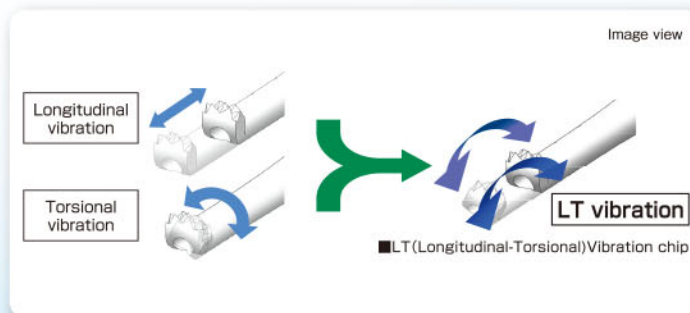


Minimally invasive surgeries can be performed for crushing, emulsification, and aspiration of tissues, and bone cutting. Debut as a device exclusively for use on animals in Japan.

"Sono Cure II" has a vibrating metal tip in the ultrasonic range and is used in surgeries to crush, emulsify, and aspirate the target site, as well as to cut bone. During surgeries, elastic tissues such as blood vessels or nerves can be conserved selectively, and consequently the damage to affected animals can be minimized.

The tips for bone, which have no rotational moment, do not damage adjacent tissues.

The tips for bone are useful for bone cutting in the vicinity of nerves, blood vessels or dura mater. Addition of torsional movement to longitudinal vibration increases the crushing power and achieves better operability during cutting.



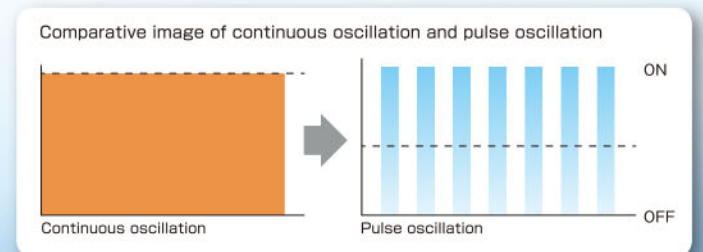
A compact and light handpiece with high crushing strength has been adopted. Variation of six different tips for use in soft tissue, bone and hard tissue.

The selection of tips suitable for symptoms and/or affected sites enables efficient crushing, emulsification, and aspiration.




Pulse oscillation mode

In addition to continuous oscillation, pulse mode can be set to 70%, 50%, and 30%. This feature protects the nerves, dura mater, blood vessels, etc. from tissue invasion by excessive heat. Settings can also be changed during surgery, so the optimal cutting ability can be selected according to the situation, such as for tissues where the effects of heat are to be minimized.



veterinary ultrasonic surgical device

SonoCure II



Water supply, ultrasonic crushing and aspiration are incorporated into one system.

"Sono Cure II" is equipped with all the driving functions for saline supply, ultrasonic power and aspiration in the main body. It is an all-in-one system that requires no auxiliary devices.

All-in-one system that performs ultrasonic crushing, suction, and water delivery in a single unit.

